

INTERNATIONAL PROGRAMS FOR STUDENTS



TEXAS A&M UNIVERSITY

STATISTICAL REPORT  
FALL 2003

INTERNATIONAL STUDENT SERVICES  
STUDY ABROAD PROGRAMS OFFICE  
SPONSORED STUDENT PROGRAMS  
SANTA CHIARA STUDY CENTER

## Executive Summary

The global economy of the 21<sup>st</sup> century requires university graduates to function effectively in an international environment. Recognizing this need, Texas A&M University provides many opportunities for students to gain international education experience and for faculty, who inspire these students, to research and teach abroad. Texas A&M is also committed to providing a welcoming environment for its international students, faculty and visiting scholars.

Texas A&M University's long history of international involvement has created a solid foundation for future plans to make Texas A&M one of the top ten public universities in the country, as outlined in the long-range planning document, *Vision 2020*. Texas A&M is committed to achieving Imperative 6: "Globalize and Diversify the Campus."

The International Programs Office is the centralized unit responsible for coordinating and promoting Texas A&M's numerous international activities. Its goal is to infuse an international dimension into the teaching, research and public service programs of the University. This is accomplished both through academic and professional training and by creating a global awareness through on and off-campus programs. In addition, each College at Texas A&M University has international programs and activities available to students, faculty and staff. International Programs for Students is comprised of three offices: International Student Services, Sponsored Student Programs and Study Abroad Programs.

This report includes statistical information about International Student Services, Sponsored Student Programs, Study Abroad Programs and the Santa Chiara Study Center in Italy.

According to *Open Doors 2003*, the enrollment of international students and the number of students taking part in Study Abroad Programs at Texas A&M University have increased. In 2001-2002 (the most recent national data available), Texas A&M University ranked nineteenth in the U.S. among research institutions in the number of students studying abroad and had the fourth highest percentage change in the number of students going abroad when comparing data from the academic years 2000/2001 and 2001/2002. For Fall 2003, Texas A&M University ranked fifteenth in the U.S. for the total number of enrolled international students.

However, there is an indication that these trends may not continue in 2004, because of the international political situation. Also, the new challenges that international students have to face before and during their entrance to the United States of America has had an impact on their total enrollment at Texas A&M University and all other U.S. universities.

Please send any comments or suggestions that you might have regarding this report to our office.

Dr. Suzanne Droleskey  
Executive Director  
International Programs for Students

# TABLE OF CONTENTS

## **International Students**

Enrollment Trends	5
Distribution of International Students by Degree Level	6
Distribution of International Students by College	7
Distribution of International Students by Gender	8
Distribution of International Students by Visa Type	8
Distribution of International Students by Geographic Origin	9
World Map Depicting International Students Profile	10
Enrollment Comparisons with Big 12, Vision 2020 and Texas Schools	11
Scholarships Statistics	12

## **Study Abroad Programs**

Enrollment Trends	14
Study Abroad Services Statistics	15
Study Abroad Reciprocal Educational Exchange Programs Statistics	15
World Map Depicting Study Abroad Programs and Activities	16
National Comparisons by Total Number of Study Abroad Students	17
National Comparisons by Change of Percentage of Study Abroad Students	18
Enrollment Comparisons with Big 12, Vision 2020, and Texas Schools	19

## **Sponsored Student Programs**

Enrollment of Sponsored International Students	21
--	----

## **Santa Chiara Study Center**

Santa Chiara Study Center Statistics	23
--------------------------------------	----

Sources of Data & Contact Information	24
---------------------------------------	----



## **INTERNATIONAL STUDENT SERVICES**



International Student Services is the primary information source for federal regulations governing non-immigrant student visas, travel, financial assistance, orientation, and the local community.

Margit Garay  
Assistant Director

### **International Student Services**

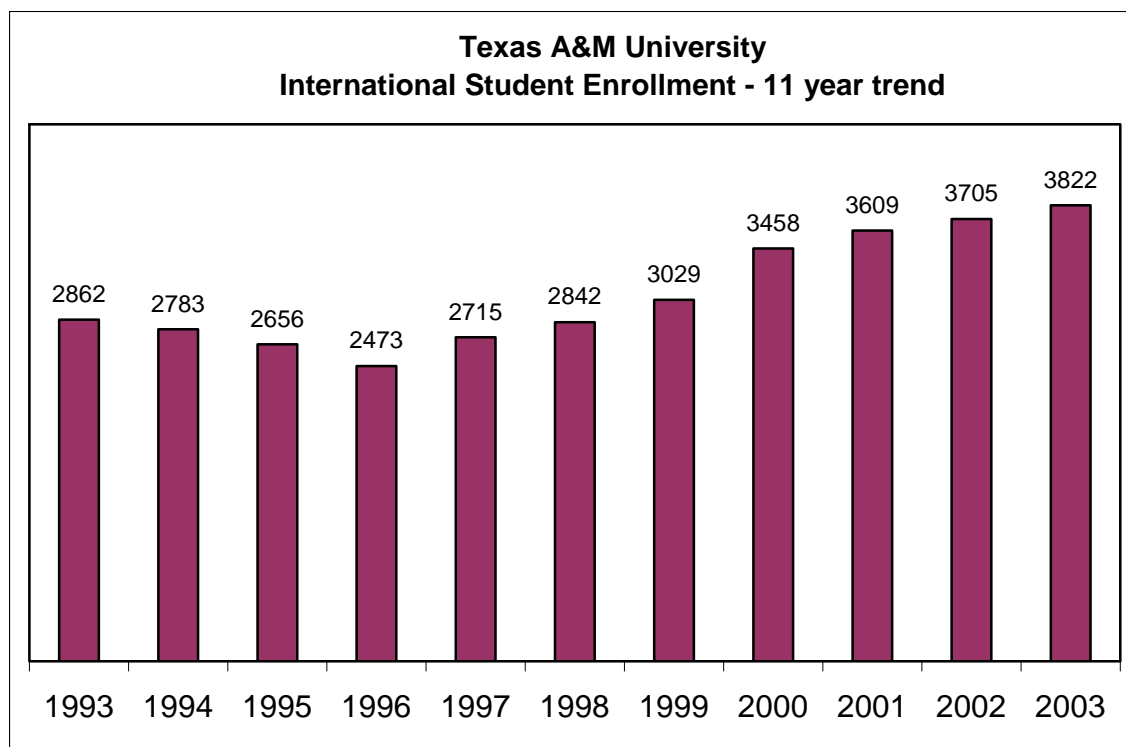
1st Floor Bizzell Hall East  
1226 TAMU  
College Station, Texas  
77843-1226

Phone: 979-845-1151

<http://international.tamu.edu/iss/>

## INTERNATIONAL STUDENTS ENROLLMENT TRENDS

In Fall 2003, the international student population reached its highest number – 3,822, a 3.16% increase over the enrollment for Fall 2002. This trend will likely not continue because, although applications for Fall 2003 also reached a record high, there is a nationwide decline in international student applications for Fall 2004, and a 38% decline in graduate international student applications at Texas A&M University.



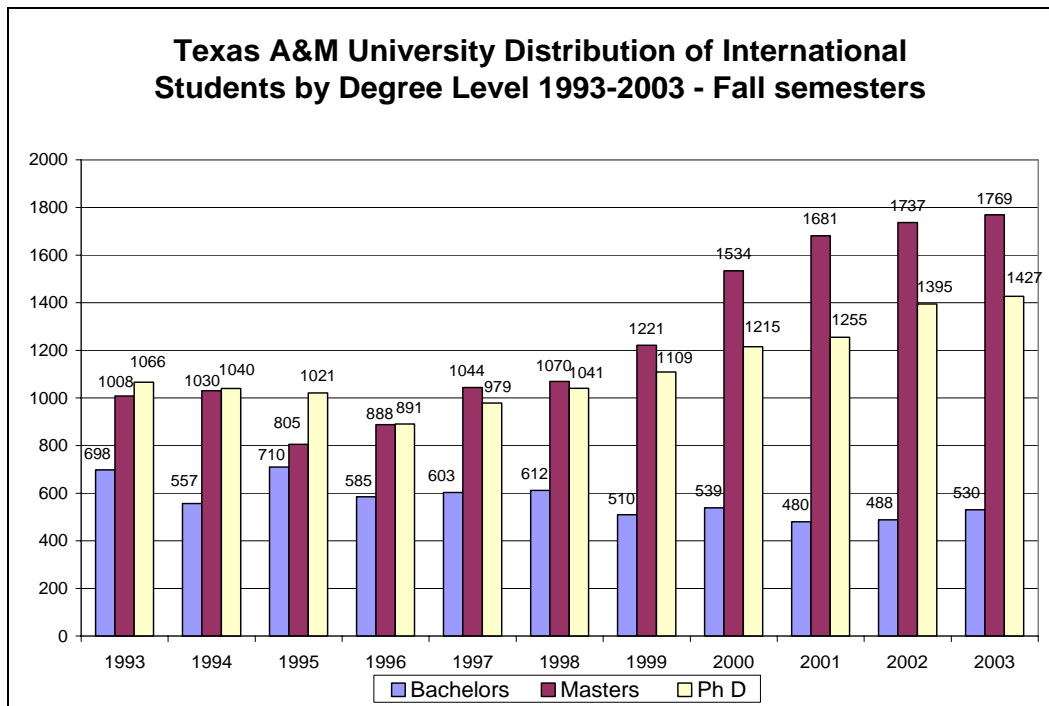
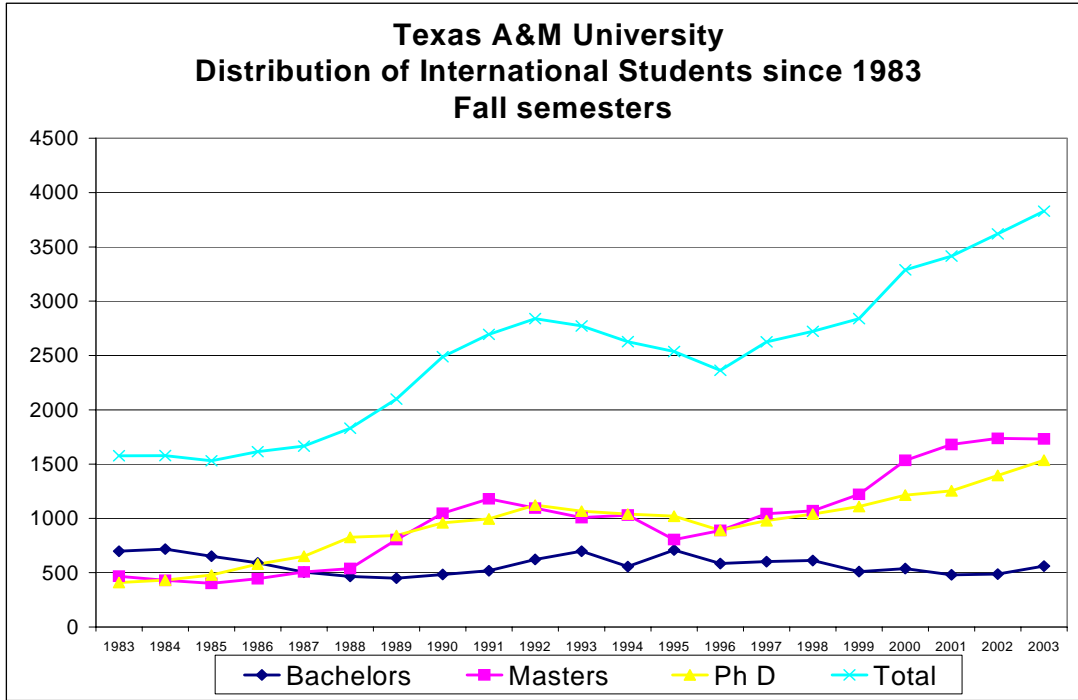
### Comparison of Texas A&M University Enrollment of International Students as compared to National Enrollment Data

YEAR	ALL SCHOOLS	% CHANGE	Texas A&M	
			University	%CHANGE
1993	438,618	4.5	2,862	-6.07
1994	449,749	2.5	2,783	-2.76
1995	452,653	0.6	2,656	-4.56
1996	453,787	0.3	2,473	-6.89
1997	457,984	0.9	2,715	9.79
1998	481,280	5.1	2,842	4.68
1999	490,933	2	3,029	6.58
2000	514,723	4.8	3,458	14.16
2001	547,867	6.4	3,609	4.37
2002	582,996	6.4	3,705	2.66
2003	586,323	0.6	3,822	3.16

Source: Institute for International Education

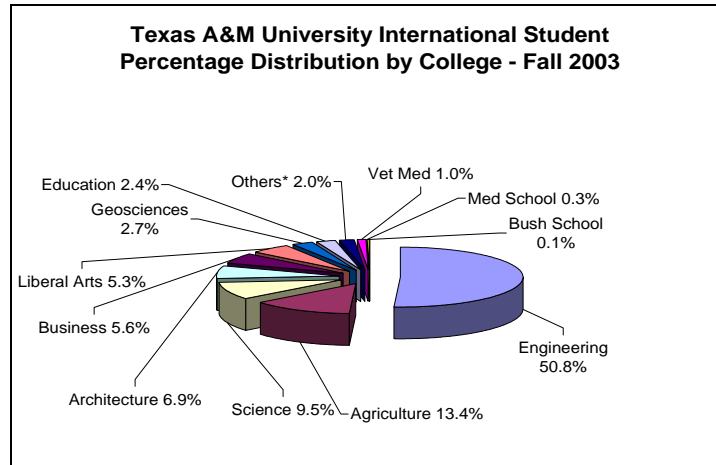
**INTERNATIONAL STUDENTS**  
**DISTRIBUTION OF INTERNATIONAL STUDENTS BY DEGREE LEVEL**

Over the last twenty years, the distribution of international students has changed dramatically. Undergraduates are no longer the largest group of international students and currently the number is fewer than 600 of the total 3,822 enrolled for Fall 2003. In Fall 2003, graduate students comprise 84% of the total international student enrollment.

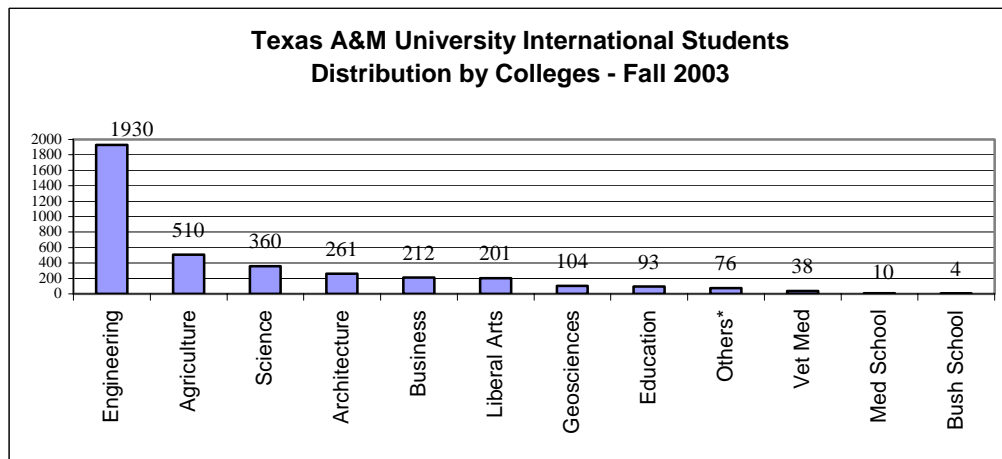


## INTERNATIONAL STUDENTS DISTRIBUTION OF INTERNATIONAL STUDENTS BY COLLEGE

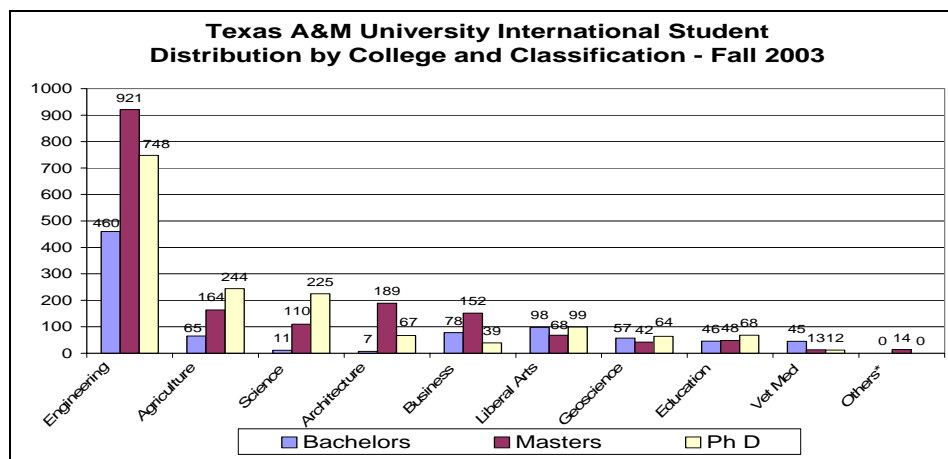
In the 1960s the largest number of international students was in the College of Agriculture. In Fall 2003, 50.8% are enrolled in engineering programs.



\*Others include Reciprocal Exchange, General Academics, Interdisciplinary studies and Marine Biology

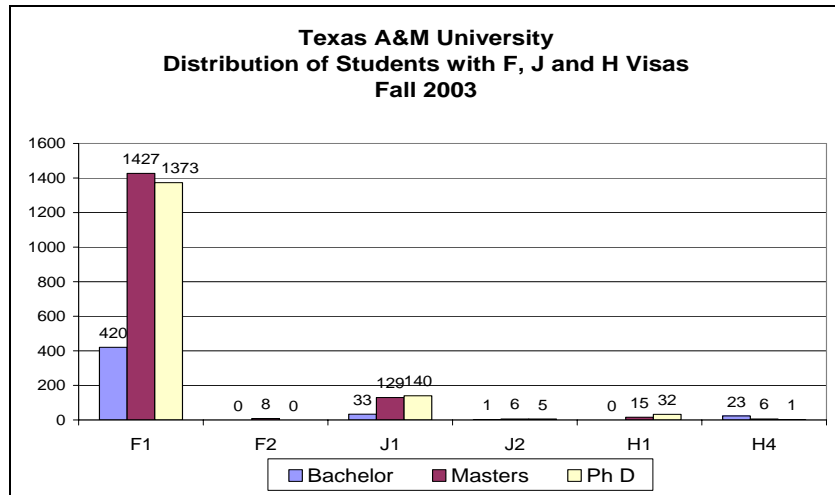
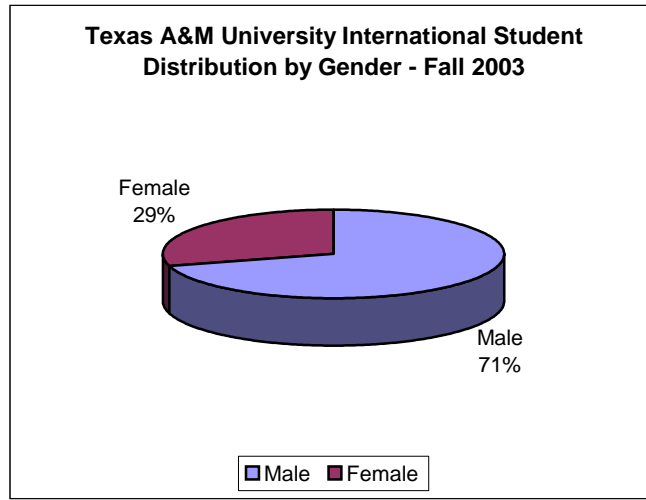


\*Others include Reciprocal Exchange, General Academics, Interdisciplinary studies and Marine Biology



\*Others include Reciprocal Exchange, General Academics, Interdisciplinary studies and Marine Biology

**INTERNATIONAL STUDENTS**  
**DISTRIBUTION OF INTERNATIONAL STUDENTS BY GENDER AND VISA TYPE**

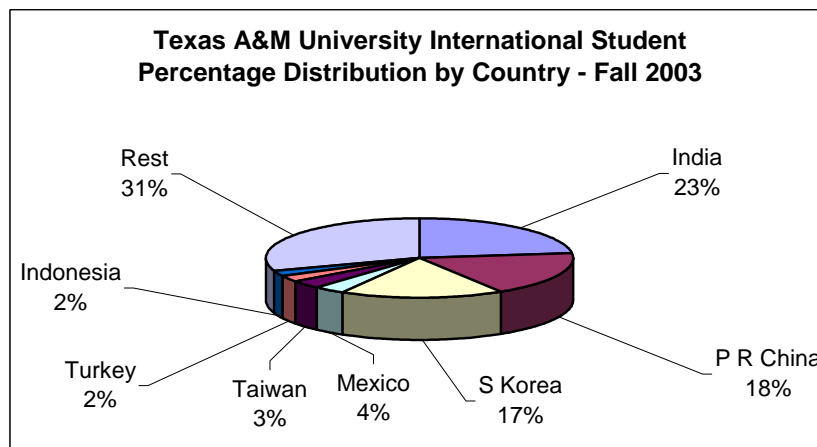
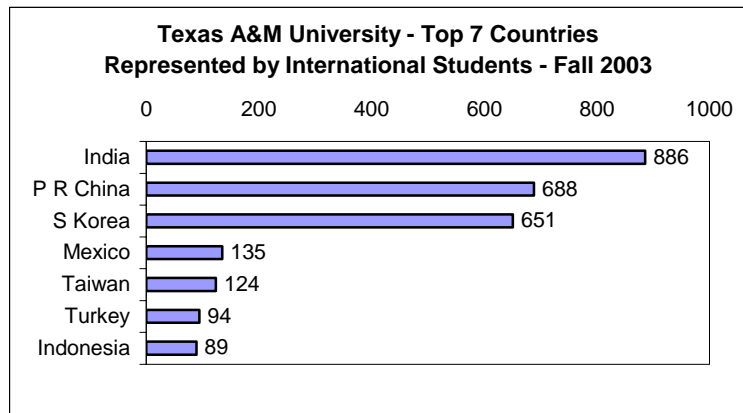
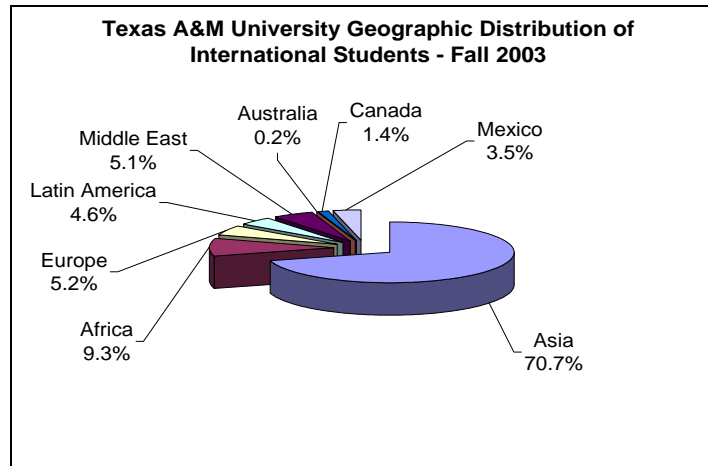




## INTERNATIONAL STUDENTS

### DISTRIBUTION OF INTERNATIONAL STUDENTS BY GEOGRAPHIC ORIGIN

Geographically, Texas A&M University's international student population mirrors national demographics, with the largest number of students coming from Asia. The top three countries, India, P.R. China and South Korea have been in the top five for nearly a decade. The vast majority of students from the Middle East and Turkey are sponsored international students.

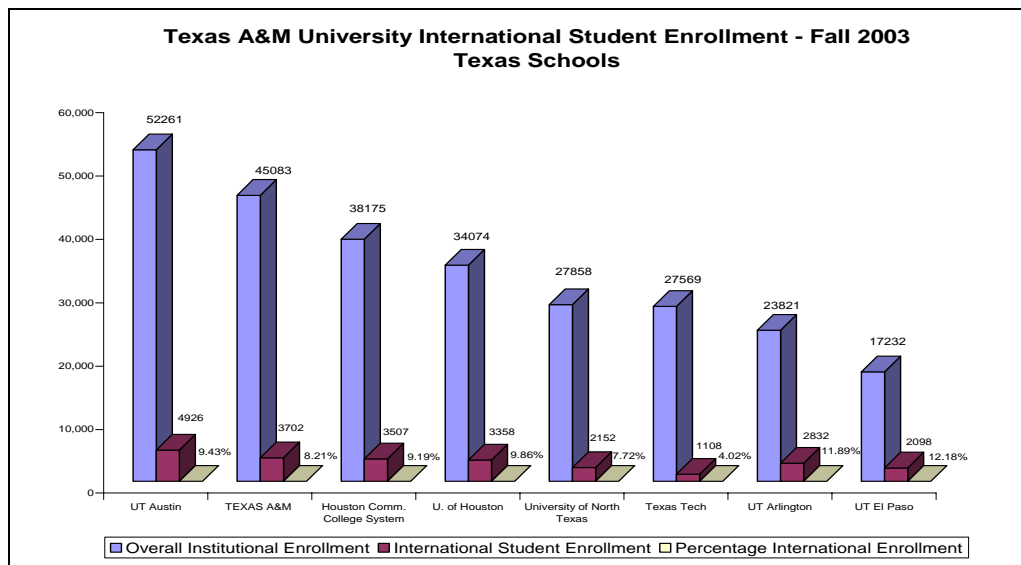
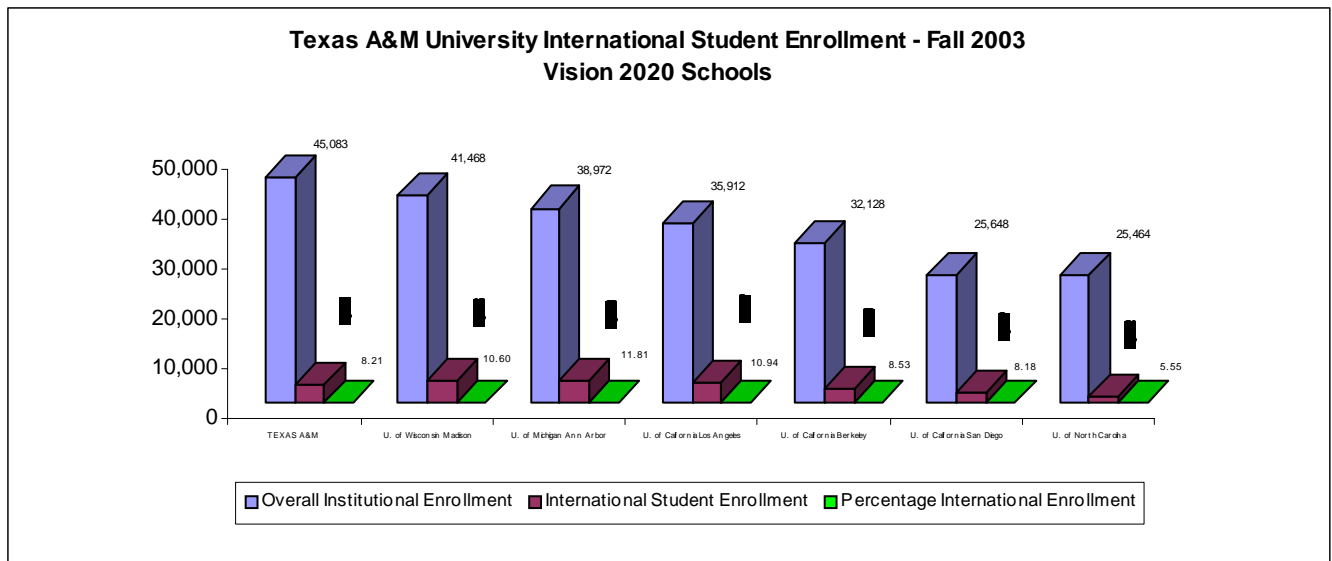
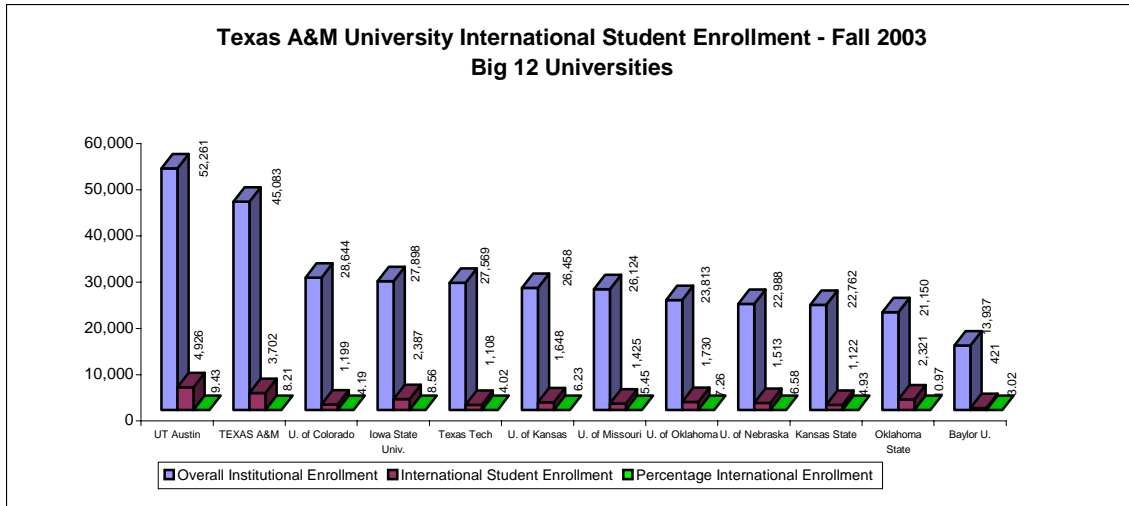


**INTERNATIONAL STUDENTS**  
WORLD MAP DEPICTING TEXAS A&M UNIVERSITY  
INTERNATIONAL STUDENT PROFILE

[Click Here To View](#)

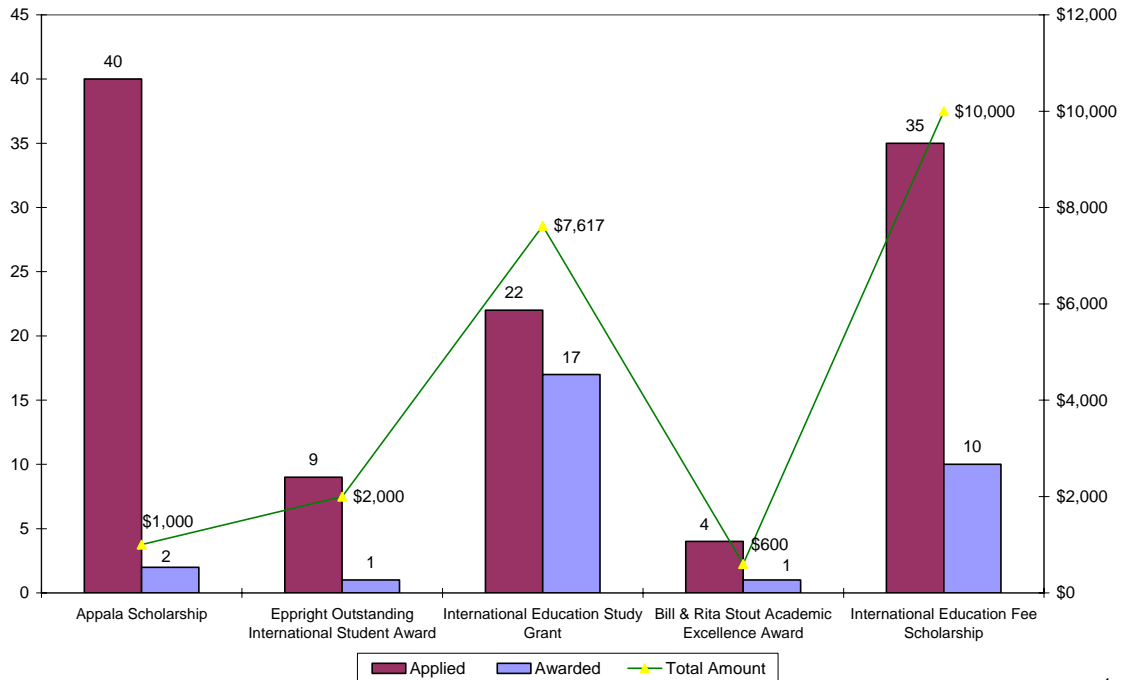
## INTERNATIONAL STUDENTS

### ENROLLMENT COMPARISONS WITH BIG 12, VISION 2020, AND TEXAS SCHOOLS



## INTERNATIONAL STUDENTS SCHOLARSHIPS

**International Student Services Scholarships  
Fall 2003 & Spring 2004**



1

**Appala Scholarship** - This award of \$500 is for students who are currently enrolled. These awards are based on academic merit, financial need, and the length of time a student has been enrolled at Texas A & M University.

**Eppright Outstanding International Student Award** - One \$2,500 cash award is presented annually to an international student who has excelled in academics, leadership, service, and participation in extracurricular activities. This is the highest honor bestowed on an international student at Texas A&M.

**International Education Study Grant** - These awards are up to \$500 to assist students who need funding to attend various workshops, seminars, pursue special academic programs or conferences or pursue research action deemed valuable by their advisors. Only a limited number of Study Grants (5-10) are awarded each semester.

**Bill & Rita Stout Academic Excellence Award** - A one-time award of up to \$600 will be given each year along with an appropriate plaque to recognize international undergraduate students for outstanding achievement in academics and leadership at Texas A&M.

**International Education Fee Scholarship** - These scholarships are announced each Spring for the Fall semester. They are for students who have financial need and who excel academically. These scholarships are for \$1000. Only a limited number (5 - 10) scholarships are awarded each year.



Study Abroad Programs helps facilitate academic programs, volunteer positions, internships and exchange programs around the world.

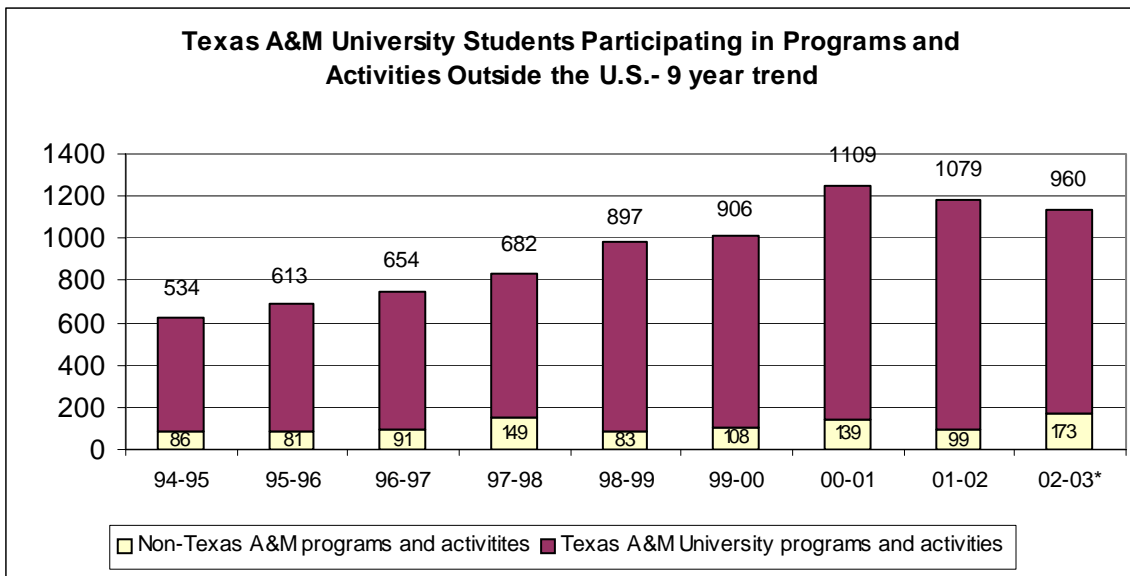
Cathy Schutt  
Assistant Director

**Study Abroad Programs Office**

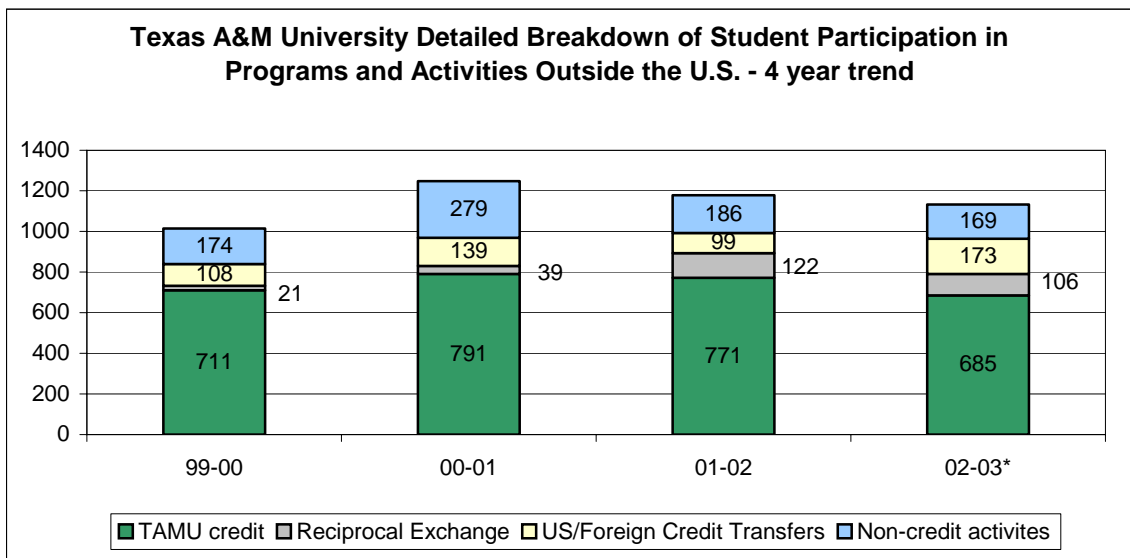
1st Floor Bizzell Hall West  
1226 TAMU  
College Station, Texas  
77843-3262  
Phone: 979-845-0544  
<http://studyabroad.tamu.edu/>

## STUDY ABROAD PROGRAMS ENROLLMENT TRENDS

The largest number of Texas A&M students who study outside the United States are undergraduate students taking part in faculty-led group study and research programs. While the global environment post Sept 11, 2001 and the Iraq war have caused a decline in the number of students studying outside the U.S., overall the total number of students studying independently abroad has increased. This growth in the number of students seeking independent type of programs outside the U.S. is primarily due to the efforts at Texas A&M made to eliminate administrative barriers that make independent programs complex for students and faculty and also to provide advising facilities specifically for these students.

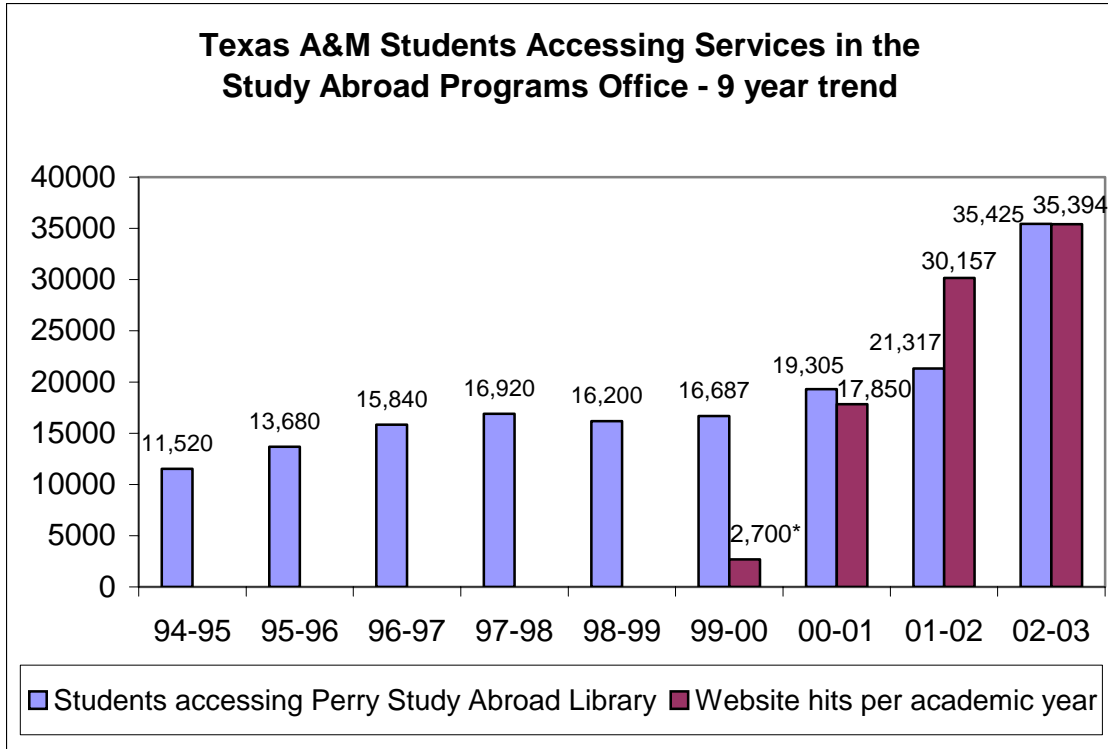


\* Data incomplete at this time

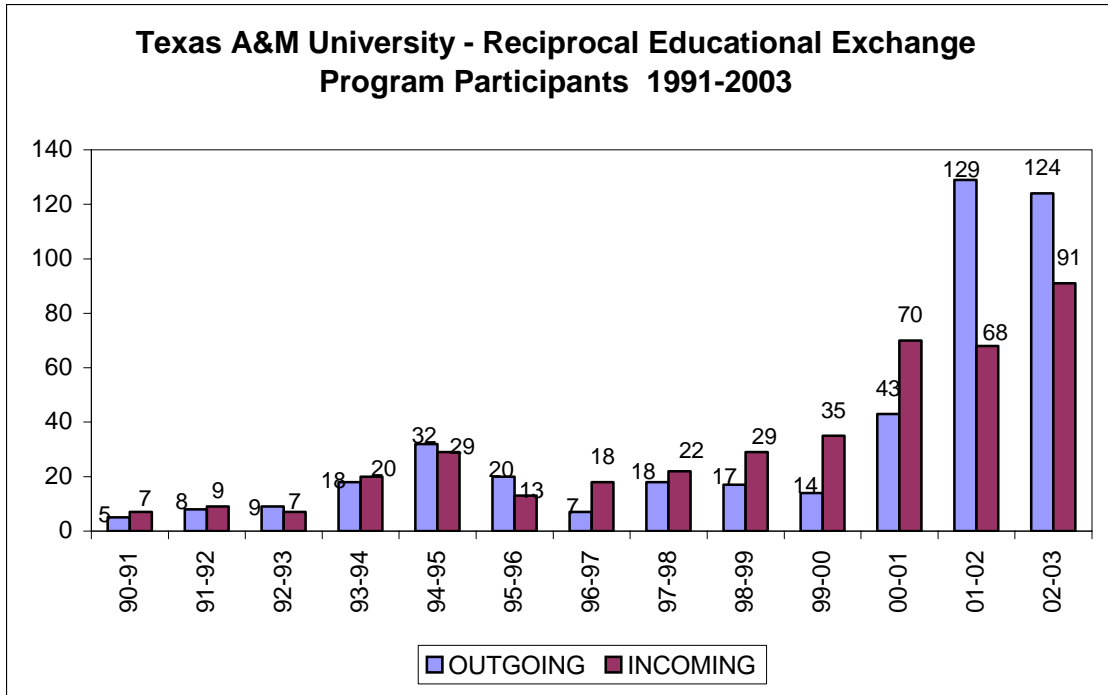


\* Data incomplete at this time

**STUDY ABROAD PROGRAMS**  
SERVICES AND RECIPROCAL EDUCATIONAL EXCHANGE PROGRAM



\* This figure only reflects a 4 month period, when the new website went online



**STUDY ABROAD PROGRAMS**  
**WORLD MAP DEPICTING GLOBAL PARTICIPATION OF TEXAS A&M STUDENTS**  
**IN STUDY ABROAD PROGRAMS / ACTIVITIES**

[Click Here To View](#)



**STUDY ABROAD PROGRAMS**  
**NATIONAL COMPARISONS**

**Leading Institutions by Total Number of Study Abroad Students**

**TOP 20 Research Institutions 2001-2002**

	<b>Institution</b>	<b>2000 - 2001</b>	<b>2001 - 2002</b>	<b>%change</b>
1	New York University	1,471	1,872	27.3%
2	Michigan State University	1,835	1,819	-0.9%
3	University of Texas at Austin	1,633	1,591	-2.6%
4	University of Pennsylvania	1,231	1,461	18.7%
5	Georgetown University	1,003	1,412	40.8%
6	University of Wisconsin-Madison	1,253	1,340	6.9%
7	Boston University	951	1,330	39.9%
8	University of Arizona	1,214	1,326	9.2%
9	Pennsylvania State University Park Campus	1,124	1,270	13.0%
10	University of Georgia	1,229	1,268	3.2%
11	University of North Carolina Chapel Hill	1,286	1,266	-1.6%
12	Indiana University at Bloomington	1,268	1,245	-1.8%
13	University of Minnesota -Twin Cities	1,199	1,219	1.7%
14	University of Illinois Urbana - Champaign	1,369	1,216	-11.2%
15	University of Southern California	1,160	1,211	4.4%
16	Arizona State University	1,248	1,194	-4.3%
17	University of Notre Dame	1,133	1,161	2.5%
18	Ohio State University Main Campus	1,201	1,156	-3.7%
<b>19</b>	<b>Texas A&amp;M University</b>	<b>948</b>	<b>1,130</b>	<b>19.2%</b>
20	Brigham Young University	1,235	1,123	-9.1%

Source: IIE Open Doors Survey 2003

IIE Open Doors Survey considers only credit activities and programs to determine enrollment.

**STUDY ABROAD PROGRAMS**  
**NATIONAL COMPARISONS**

**Leading Institutions by Change in Percentage of Study Abroad Students**

**TOP 20 Research Institutions 2001-2002**

	<b>Institution</b>	<b>2000 - 2001</b>	<b>2001 - 2002</b>	<b>%change</b>
1	Georgetown University	1,003	1,412	40.8%
2	Boston University	951	1,330	39.9%
3	New York University	1,471	1,872	27.3%
<b>4</b>	<b>Texas A&amp;M University</b>	<b>948</b>	<b>1,130</b>	<b>19.2%</b>
5	University of Pennsylvania	1,231	1,461	18.7%
6	Pennsylvania State University Park Campus	1,124	1,270	13.0%
7	University of Arizona	1,214	1,326	9.2%
8	University of Wisconsin-Madison	1,253	1,340	6.9%
9	University of Southern California	1,160	1,211	4.4%
10	University of Georgia	1,229	1,268	3.2%
11	University of Notre Dame	1,133	1,161	2.5%
12	University of Minnesota -Twin Cities	1,199	1,219	1.7%
13	Michigan State University	1,835	1,819	-0.9%
14	University of North Carolina Chapel Hill	1,286	1,266	-1.6%
15	Indiana University at Bloomington	1,268	1,245	-1.8%
16	University of Texas at Austin	1,633	1,591	-2.6%
17	Ohio State University Main Campus	1,201	1,156	-3.7%
18	Arizona State University	1,248	1,194	-4.3%
19	Brigham Young University	1,235	1,123	-9.1%
20	University of Illinois Urbana – Champaign	1,369	1,216	-11.2%

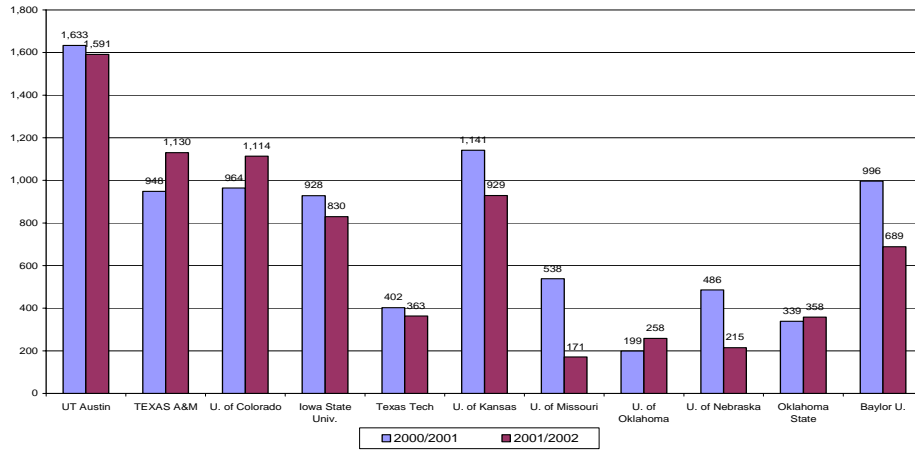
Source: IIE Open Doors Survey 2003

IIE Open Doors Survey considers only credit activities and programs to determine enrollment.

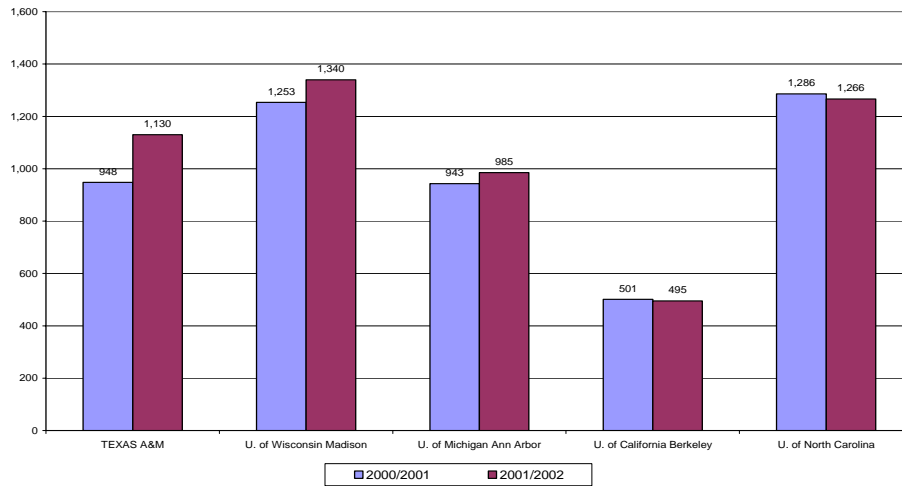
## STUDY ABROAD PROGRAMS

### ENROLLMENT COMPARISON WITH BIG 12, VISION 2020, AND TEXAS SCHOOLS

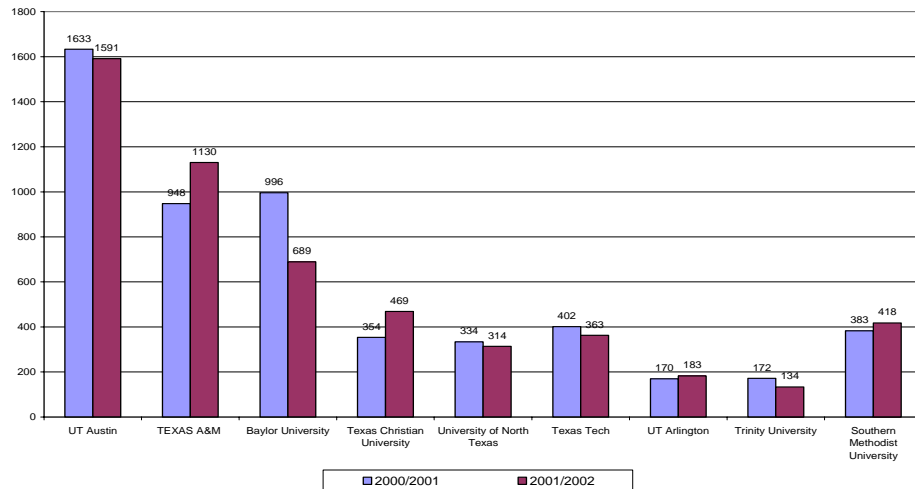
**Study Abroad Enrollment 2000-2002  
Comparison of Big 12 Universities**



**Study Abroad Enrollment 2000-2002  
Comparison of Vision 2020 Schools**



**Study Abroad Enrollment 2000-2002  
Comparison of Texas Schools**



## **SPONSORED STUDENT PROGRAMS**

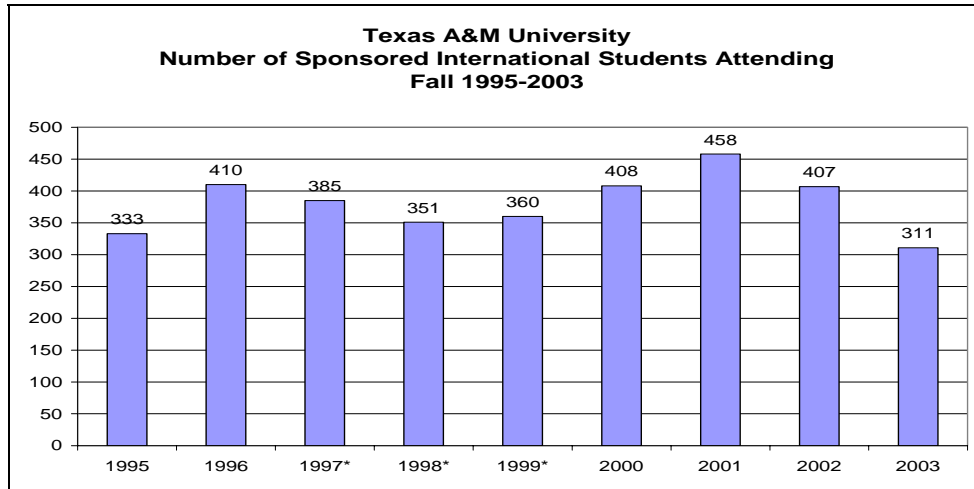
Sponsored Student Programs provides international students sponsored by governments, businesses or other agencies special assistance with admission, pre-arrival information, academic program arrangements and billing, and liaison services with various entities.

Violetta Burke Cook  
Director

### **Sponsored Student Programs Office**

255 Bizzell Hall West  
1226 TAMU  
College Station, Texas  
77843-1226  
Phone: 979-845-2550  
<http://ssp.tamu.edu/index.aspx/>

**SPONSORED STUDENT PROGRAMS  
ENROLLMENT TRENDS**



\*reflects incomplete data



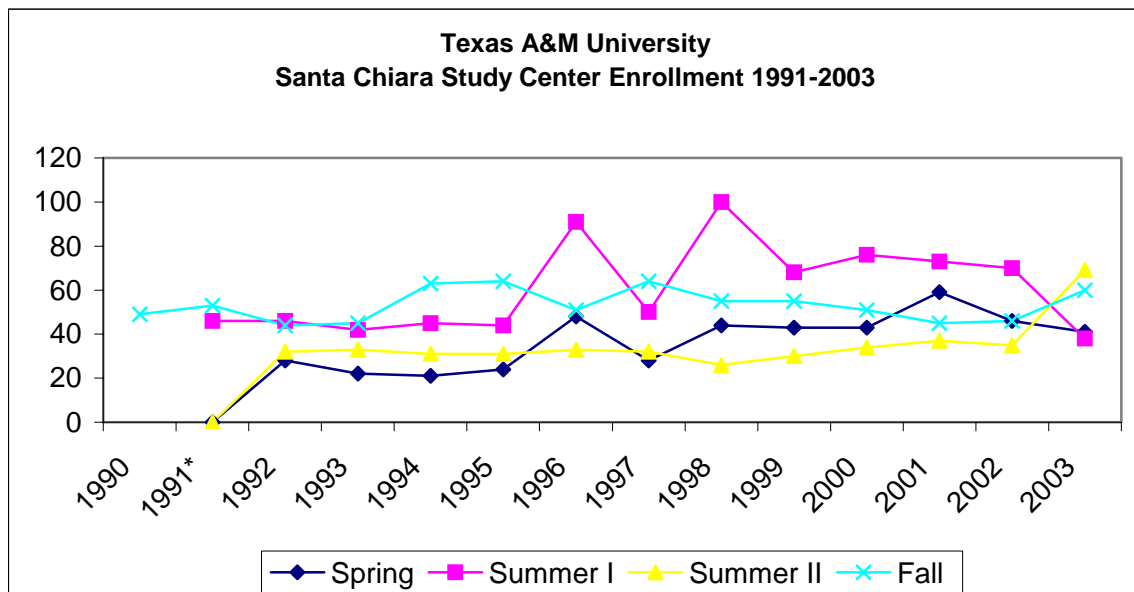
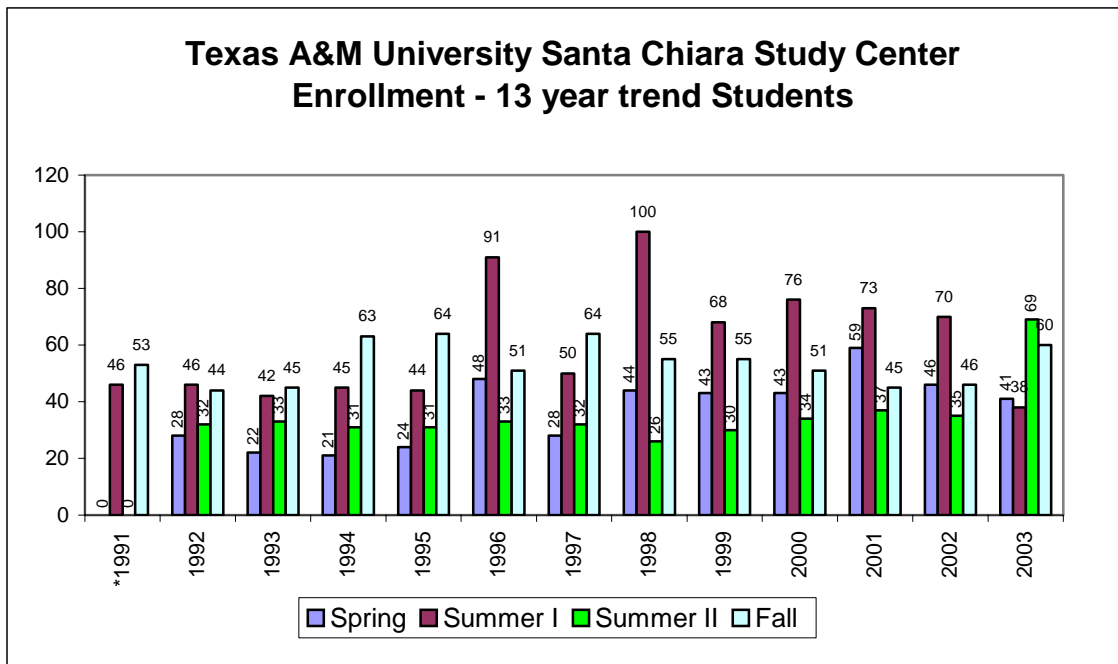
The Santa Chiara Study Center in Italy is the University's focal point in Europe, hosting academic programs year-round.

Paolo Barucchieri  
Director

**Santa Chiara Study Center**  
1st Floor Bizzell Hall West  
1226 TAMU  
College Station, Texas  
77843-3262  
Phone: 979-845-0544  
[http://studyabroad.tamu.edu/santa\\_chiara/](http://studyabroad.tamu.edu/santa_chiara/)

**SANTA CHIARA STUDY CENTER  
ENROLLMENT TRENDS**

Texas A&M University students studied in forty countries in 2002-2003. One of the most popular study programs offered by Texas A&M takes place at the University's Santa Chiara Study Center in Castiglion Fiorentino, Italy. Over 2,000 students have participated in engineering, architecture, business, education and liberal arts programs since the center's opening. All students study Italian arts and civilization while at the Center; other courses rotate based on selected faculty proposals.



\*Spring and Summer II programs cancelled due to Persian Gulf War.

## SOURCES OF DATA

- ✚ ‘Open Doors’ reports released by the Institute Of International Education (IIE)
  
- ✚ Texas A&M Office of Institutional Studies and Planning (OISP)
  
- ✚ Texas A&M International Student Services records
  
- ✚ Texas A&M Study Abroad Office records

## CONTACT INFORMATION

This report can be found at:

<http://international.tamu.edu/ipo/ips.html>

### **International Programs for Students**

Administrative Office  
1<sup>st</sup> Floor Bizzell Hall East  
1226 TAMU  
College Station, Texas 77843-1226  
Phone: 979-458-3575  
Fax: 979-458-3623